












2.		Hans-Peter Kohler	FDP	1960	100.0%	<div style="width: 100%;"><div style="width: 100%;"></div></div>
3.		Lukas Lanzrein	SVP	1989	100.0%	<div style="width: 100%;"><div style="width: 100%;"></div></div>
4.		Katrin Zumstein	FDP	1964	94.9%	<div style="width: 94.9%;"><div style="width: 94.9%;"></div></div>
5.		Adrian Haas	FDP	1960	92.8%	<div style="width: 92.8%;"><div style="width: 92.8%;"></div></div>
6.		Christian Wasserfallen	FDP	1961	89.8%	<div style="width: 89.8%;"><div style="width: 89.8%;"></div></div>
7.		Francesco Rappa	BDP	1966	88.6%	<div style="width: 88.6%;"><div style="width: 88.6%;"></div></div>
8.		Lars Guggisberg	SVP	1977	83.9%	<div style="width: 83.9%;"><div style="width: 83.9%;"></div></div>
9.		Jan Gnägi	BDP	1991	80.2%	<div style="width: 80.2%;"><div style="width: 80.2%;"></div></div>
10.		Marlen Bigler	FDP	1985	79.6%	<div style="width: 79.6%;"><div style="width: 79.6%;"></div></div>
11.		Béatrice Struchen	SVP	1961	77.8%	<div style="width: 77.8%;"><div style="width: 77.8%;"></div></div>
12.		Franziska Hügli	FDP	1967	77.2%	<div style="width: 77.2%;"><div style="width: 77.2%;"></div></div>